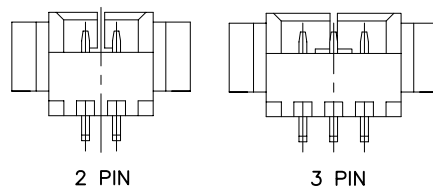
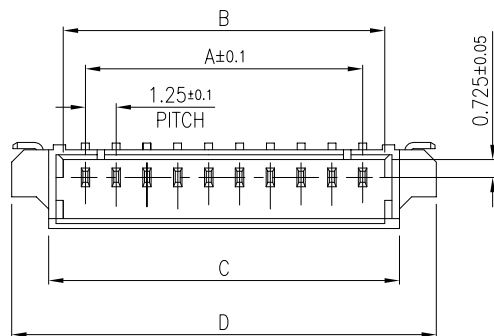
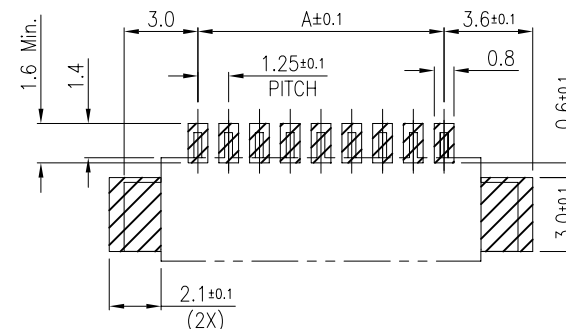
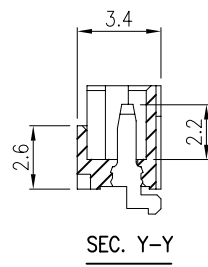


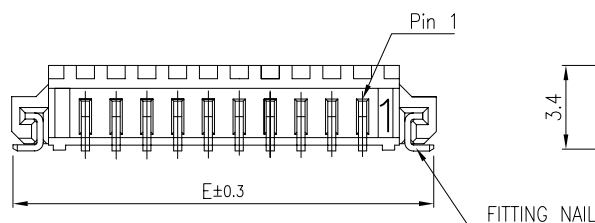
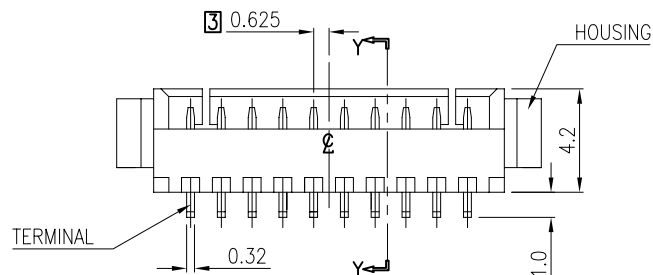
PROPOSAL DRAWING



LOCK CONFIGURATION



RECOMMENDED PCB LAYOUT



P/N LEGEND

87019-XX XX X-QA

NO OF CKT
PACKING
00:TAPE & REEL
30:TUBE

PLATING
L: Tin PLATED(lead free)
N: Matt Tin(lead free)

NOTES:

1. MATERIAL:

1.1 HOUSING: THERMOPLASTIC, HIGH TEMP.,
UL94V-0; COLOR:NATURAL.

1.2 CONTACT: COPPER ALLOY

1.3 FITTING NAIL: COPPER ALLOY

2. FINISH:

2.1 CONTACT:

100u" MIN. TIN PLATING ON ALL,
50u" MIN. NICKEL UNDERPLATING OVERALL.

2.2 FITTING NAIL:

100u" MIN. TIN PLATING OVER,
50u" MIN. NICKEL UNDERPLATING OVERALL.

3. APPLY EVEN CIRCUIT PRODUCTS.

4. LOCKING WINDOW:ONE PLACE FOR 2&3
CKTS.TWO PLACES FOR MORE THAN 4 CKTS.

5. REFLOW SOLDER CAPABLE TO 260°C
PER ACES SPEC.

6. SPEC. PLS. REFER TO PS-85204-xxxx

7. PACKAGE PLS. REFER TO 85204-XXXX-TRP

8. PART NUMBER

CKT	Dim A	Dim B	Dim C	Dim D	Dim E
2	1.25	3.05	4.25	7.25	7.15
3	2.50	4.30	5.50	8.50	8.40
4	3.75	5.55	6.75	9.75	9.65
5	5.00	6.80	8.00	11.00	10.90
6	6.25	8.05	9.25	12.25	12.15
7	7.50	9.30	10.50	13.50	13.40
8	8.75	10.55	11.75	14.75	14.65
9	10.00	11.80	13.00	16.00	15.90
10	11.25	13.05	14.25	17.25	17.15
11	12.50	14.30	15.50	18.50	18.40
12	13.75	15.55	16.75	19.75	19.65
13	15.00	16.80	18.00	21.00	20.90
14	16.25	18.05	19.25	22.25	22.15
15	17.50	19.30	20.50	23.50	23.40

一般公差 TOLERANCES X ±0.8 XX ±0.15 X ±0.25 XXX ±0.1 ANGLES ±2°		宏致電子股份有限公司 Aces Electronic Co.,Ltd.	
檢驗尺寸標示 SYMBOLS ③ ④ INDICATE CLASSIFICATION DIMENSION ③ MARK IS CRITICAL DIM. ④ MARK IS MAJOR DIM.	品名 (TITLE) 1.25mm R/A WTB CONN. SMT R/A S/R TYPE 圖號 (DWG.NO) 87019-xxxxx-QA	製圖 (DR) '07/01/11 審核 (CHKD) Jason 核准 (APPD) Jason	Even
表面處理 (FINISH)	比例 (SCALE) 3:1	單位 (UNITS) mm	張數 (SHEET) 1 OF 1 SIZE A4 REV 0

0	New Drawing (ECN0701069)	'07/01/11	Even
修訂 REV	修改摘要 REVISION DESCRIPTION	日期 DATE	簽名 SIGNATURE